GROW YOUR PORTFOLIO

Alphabet
Investment

Note from the CEO's Desk

In recent times, Investors are asking me these 3 things:

1. Impact of the Ukraine war
2. Impact of US Fed rate hike
3. Impact of Inflation

Globally markets are witnessing a heightened volatility. We at Alphabet Investment have emphasized on the need to be cautious and had recommended our investors to stagger their investments as valuations seemed on the higher end.

Current 'Uncertainty' - Reasons for Equity Markets turning Bearish

Impact of the Ukraine war

- In September 2001, the world 9/11(Twin Tower attack)– markets plummeted by 22.4% but recovered in 48 days.
- In March 2003, the Iraq war happened – markets once again declined by 9.4% but recovered in 49 days.

There have been multiple other such instances as well. With history as our witness war like uncertainties have always provided an opportunity to invest.

Impact of US Fed rate hike and Indian hike in Repo Rate

- Between April 04 and April 06 the US hiked the rate from 1.03% to 4.86% - Nifty delivered 95% during this period.
- Between Dec 15 and Dec 18 - the US hiked the rate from 0.13% to 2.40% -Nifty return during this period was 36.5%

This will reduce covid stimulus liquidity. However, Indian equity markets have done well in 11 out of 12 such times

Impact of Inflation

Currently India has multiple positives to focus on and moderate inflation has not been an issue for Indian equity markets even in the past.

- Nifty earning are strong and at 20.8X multiple is now available at a reasonable valuation.
- Integral reforms like GST have provided further stability
- Healthy banks ready to lend andCorporates currently having low leverage ontheir balance sheets will enable growth.
- India on track to being the fastest growing economy in the world as per IMF.

Chinese Lockdown – will impact the supply chain disruption but companies are already diversifying away from China and Indian Markets once again will mitigate this impact with a strong focus on Make in India

Crude above $100 / barrel – expected to remain over next 6 months will eventually stabilize.

Invest or Not to Invest is the Question?

We reiterate investors must look at parameters like adaptable and competitive companies, growth prospects, competent managements and investment valuations to mention a few.
Bad times in a market also mean low prices and cheap valuations, once good times return valuations increase as well and thus create wealth for investors.

We must continue to invest in strong and competitive companies that are available at fair valuations. Uncertainty will always remain in some form or the other and this is what makes a market place. It is essential as to how we react and what we do with this uncertainty

When is the best time to Invest?

Invest in DIPs and not on TIPs - Courage in not absence of fear but knowing fully that one can go wrong but still back one's conviction!
Waiting for the war to end is not the way to go. The best time to Invest is TODAY, provided you invest with an appropriate strategy in good investment options.
Surprises always come along the way some positive while others negative. With history as our witness, it's highly improbable to perfectly time the market.
How we respond to these events is of utmost importance rather than attempting to predict them, cause we simply CANNOT.
Sometimes it is essential to take a step back & reflect. We must continue to remain patientand discuss the best way forward with your wealth managers.

Yours sincerely,
Pratik Dodhia
Founder & CEO
Alphabet Investment

FACTSHEET

MAR, 2023

Portfolio	Growth
Structure	Open Ended
Exit Load	1% (for redemption within 1 year)
Equity	100%
Tactical Allocation	+/- 10% Debt
Strategy	Diversified Equity

Alphabet Investment

Investment Objective: To generate long term capital appreciation from a portfolio of equity and equity related securities.

Market Cap Allocation



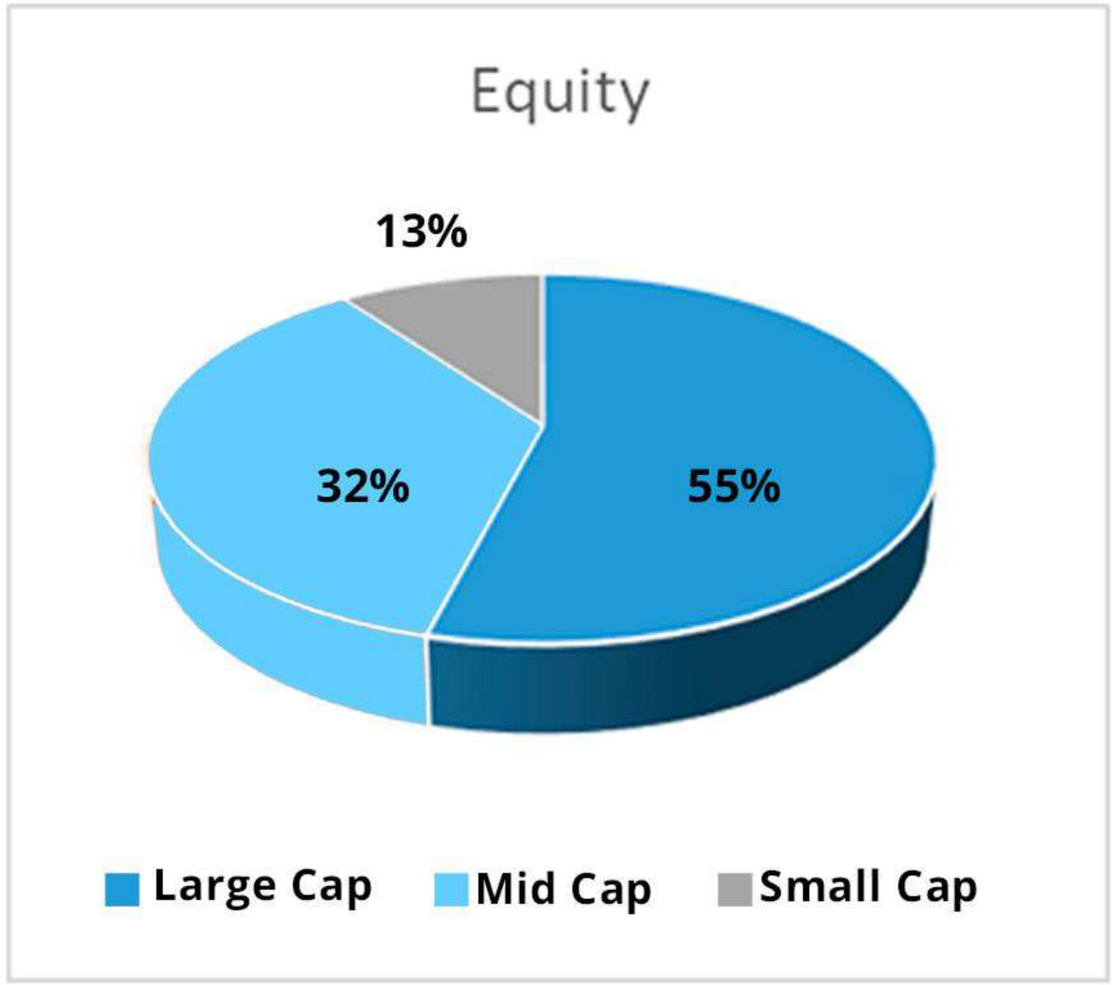

Scheme Performance:

Portfolio Strategy	1 Mth	3 Mth	6 Mth	1 Year	3 Year	5 Year	10 Year
Alpha Growth	0.84%	0.66%	3.85%	15.75%	22.20%	17.41%	16.51%

Sectoral Holding:

Top 10 Sectors	%
Finance	25.00%
Energy	9.06%
Automobile	7.67%
Capital Goods	7.65%
Technology	6.70%
Healthcare	6.64%
Materials	5.53%
Services	4.64%
Consumer staples	4.28%
Metals	3.70%

Alphabet Investment - 805, Dev Plaza, S V Road, Above Vijay Sales, Andheri (W), Mumbai - 400058.
Email: info@alphabet-investment.com Contact: +91 98201 08890
Website: www.alphabet-investment.com

FACTSHEET

MAR, 2023

Portfolio	Balanced
Structure	Open Ended
Exit Load	1% (for redemption within 1 year)
Equity : Debt : Gold	75:20:5
Tactical Allocation	+/- 5% in any segment
Strategy	Multi Asset (Multi Cap)

Alphabet Investment

Investment Objective: To generate long term capital appreciation from a portfolio of equity and equity related securities with a tactical allocation to debt and gold for a little stability.

Market Cap Allocation



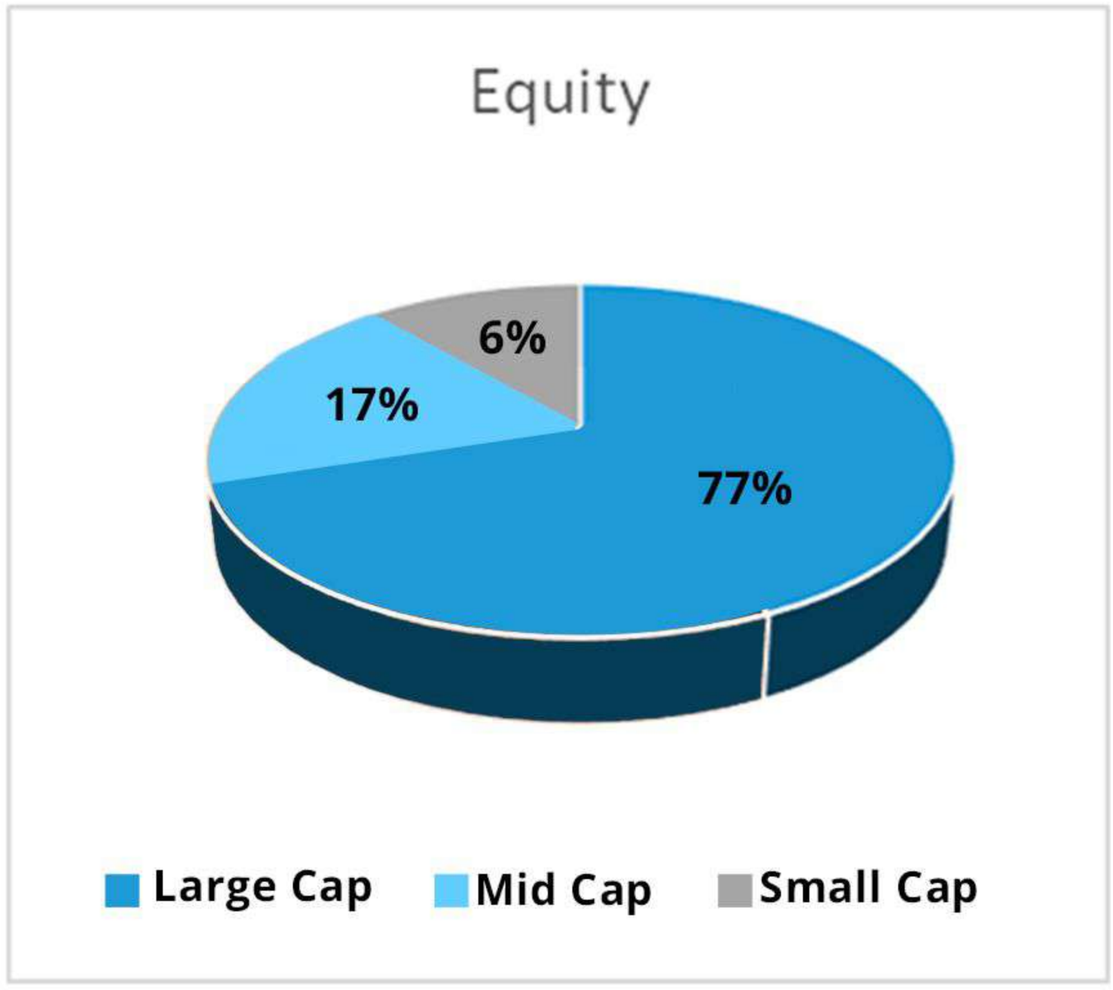

Scheme Performance:

Portfolio Strategy	1 Mth	3 Mth	6 Mth	1 Year	3 Year	5 Year	10 Year
Alpha Balanced	0.81%	0.92%	4.01%	14.18%	19.44%	15.21%	13.85%

Sectoral Holding:

Top 10 Sectors	%
Finance	33.84%
Technology	13.23%
Energy	11.59%
Consumer staples	7.95%
Healthcare	6.71%
Automobile	6.33%
Construction	5.86%
Materials	5.55%
Capital Goods	4.57%
Services	4.11%

Alphabet Investment - 805, Dev Plaza, S V Road, Above Vijay Sales, Andheri (W), Mumbai - 400058.
Email: info@alphabet-investment.com Contact: +91 98201 08890
Website: www.alphabet-investment.com

FACTSHEET

MAR, 2023

Portfolio	Asset Allocation
Structure	Open Ended
Exit Load	1% (for redemption within 1 year)
Equity : Debt : Gold	65:25:10
Tactical Allocation	+/- 5% in any segment
Strategy	Multi Asset (Multi Cap)

Alphabet Investment

Investment Objective:To generate sustainableless volatile capital appreciation from a portfolio of equity and equity related securities, debt and gold. Portfolio buys equity at lower prices and sells at higher prices to generate better returns.

Market Cap Allocation



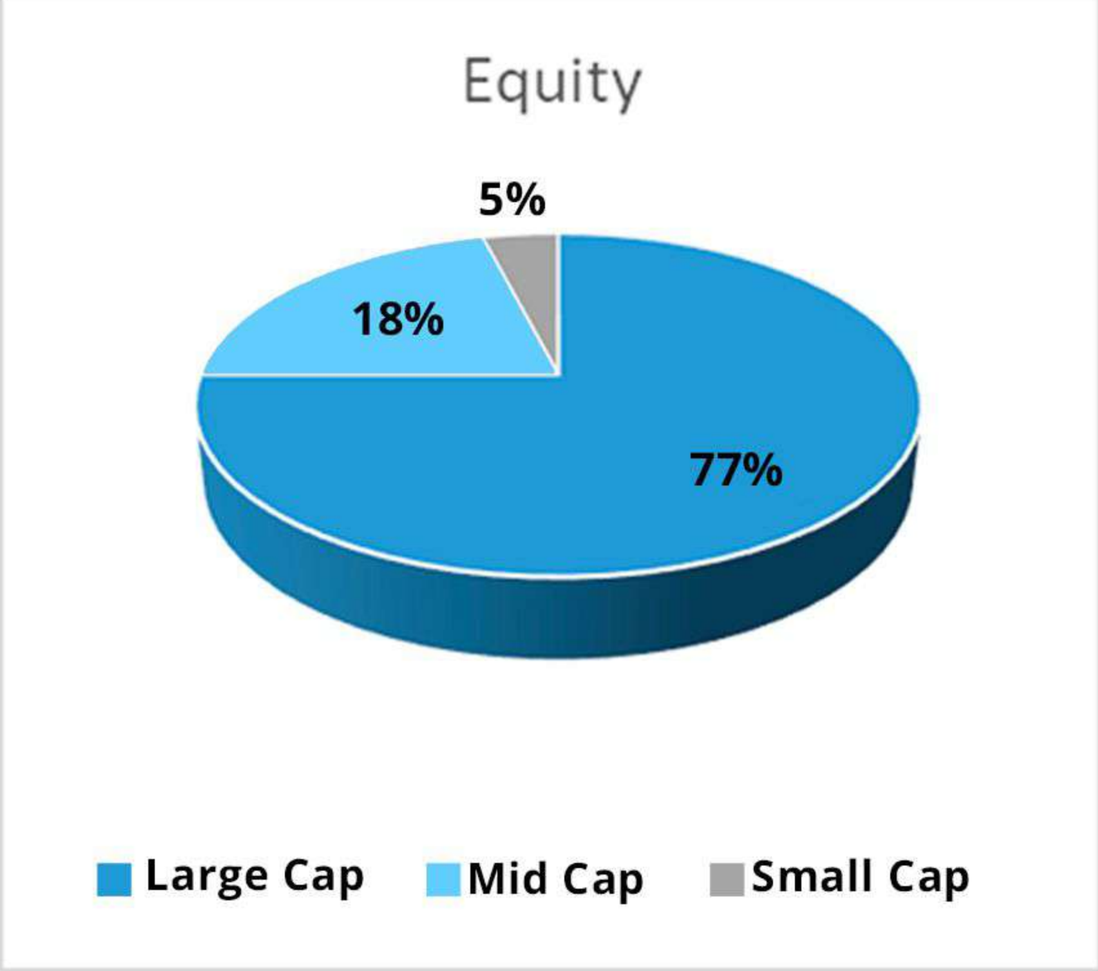

Scheme Performance:

Strategy	1 Mth	3 Mth	6 Mth	1 Year	3 Year	5 Year	10 Year
Alpha Asset Allocator	0.76%	0.59%	3.14%	8.22%	15.97%	13.36%	13.55%

Sectoral Holding:

Top 10 Sectors	%
Finance	28.97%
Technology	12.65%
Energy	9.53%
Consumer staples	6.78%
Automobile	6.39%
Capital Goods	6.38%
Healthcare	5.31%
Construction	4.69%
Services	4.18%
Communications	3.54%

Alphabet Investment - 805, Dev Plaza, S V Road, Above Vijay Sales, Andheri (W), Mumbai - 400058.
Email: info@alphabet-investment.com Contact: +91 98201 08890
Website: www.alphabet-investment.com

FACTSHEET

MAR, 2023

Portfolio	Conservative
Structure	Open Ended
Exit Load	Within 1 Year 1%
Equity : Debt	30:70
Tactical Allocation	+/- 5% in any segment
Strategy	Multi Asset (Multi Cap)

Alphabet Investment

Investment Objective: To generate stable returns through debt allocation with opportunistic plays on duration for capital appreciation. A smaller tactical equity allocation to provide greater capital appreciation in an attempt to beat inflation.

Market Cap Allocation



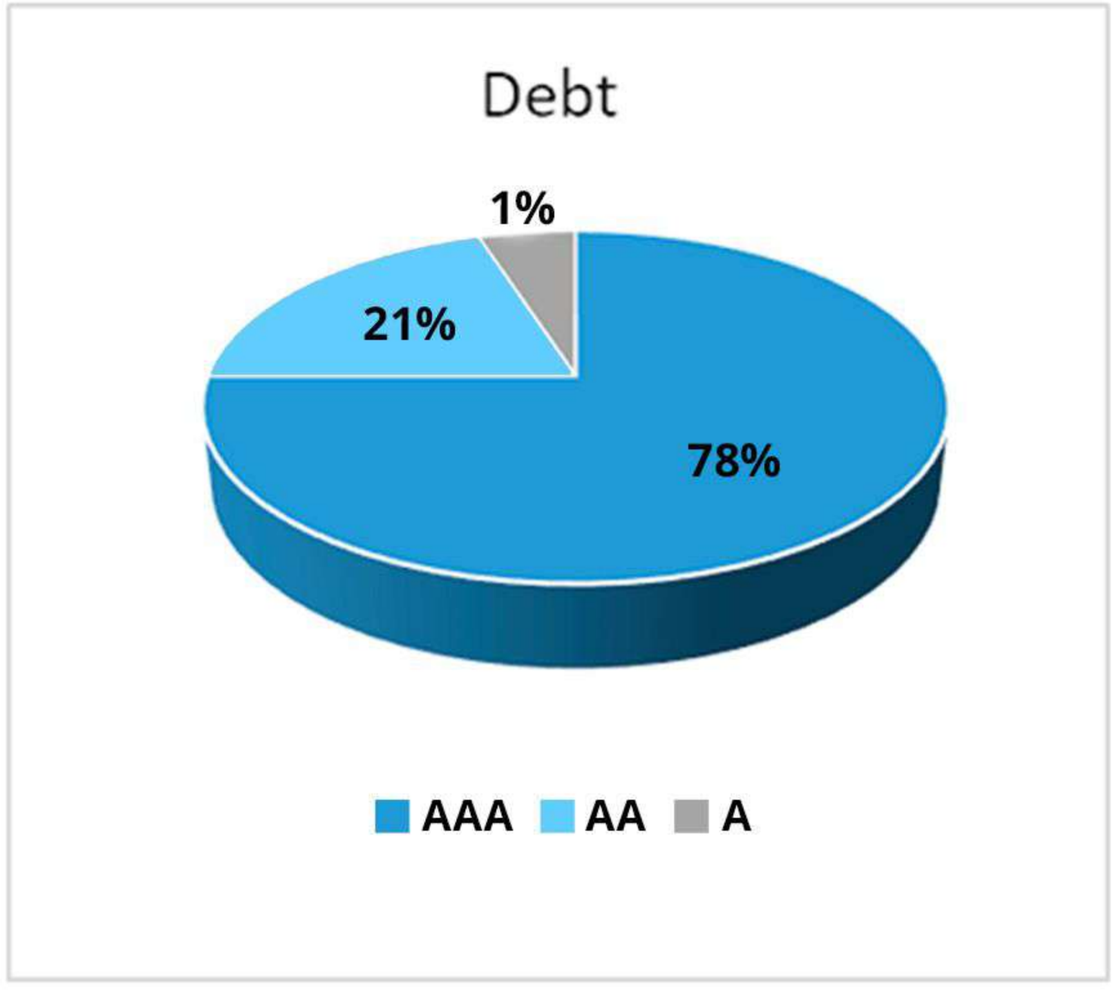

Scheme Performance:

Portfolio Strategy	1 Mth	3 Mth	6 Mth	1 Year	3 Year	5 Year	10 Year
Alpha Conservative	0.74%	0.83%	3.77%	6.35%	16.17%	9.25%	10.61%

Sectoral Holding (Equity):

Top 10 Sectors	%
Finance	23.10%
Energy	10.02%
Technology	8.78%
Automobile	8.54%
Capital Goods	8.37%

Security Type (Debt):

Security Type	%
Government Securities	52.59%
Bonds / Debentures	45.43%
Short Term Debt	0.52%
CD's / CP's	1.46%

Alphabet Investment - 805, Dev Plaza, S V Road, Above Vijay Sales, Andheri (W), Mumbai - 400058.
Email: info@alphabet-investment.com Contact: +91 98201 08890
Website: www.alphabet-investment.com

FACTSHEET

MAR, 2023

Portfolio	Defensive
Structure	Open Ended
Exit Load	Within 1 Year 1%
Pure Debt	100%
Strategy	Debt Investment with minimum risk

Alphabet Investment

Investment Objective: To generate secure and stable returns with capital protection. Complete allocation to Debt. Aim is to generate better post taxation returns as compared to Fixed Deposits by using indexation benefit

Market Cap Allocation



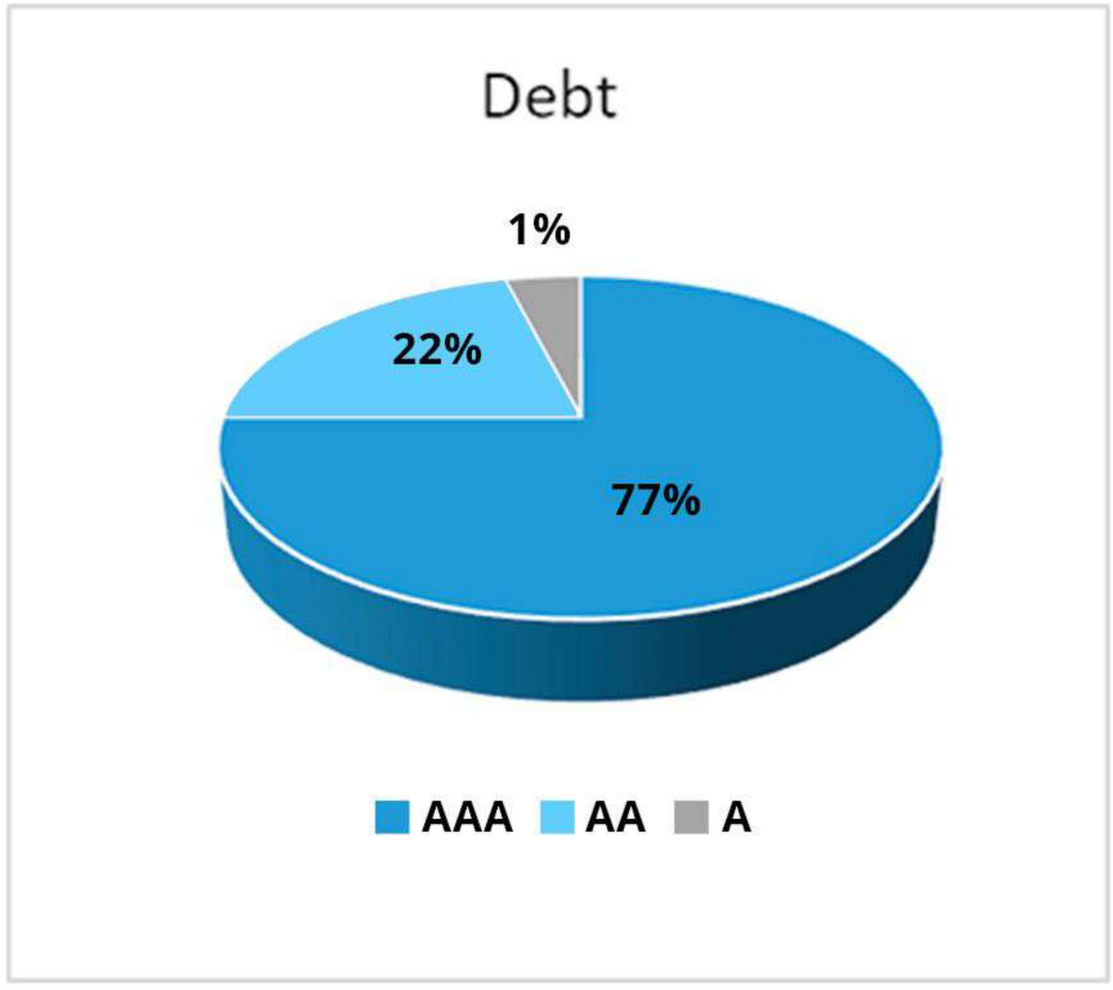

Scheme Performance:

Portfolio Strategy	1 Mth	3 Mth	6 Mth	1 Year	3 Year	5 Year	10 Year
Alpha Defensive	0.80%	1.55%	3.90%	6.35%	8.44%	7.93%	8.62%

Sectoral Holding:

Security Type	%
Government Securities	52.35%
Bonds / Debentures	45.15%
Short Term Debt	1.20%
CD's / CP's	1.30%

Alphabet Investment - 805, Dev Plaza, S V Road, Above Vijay Sales, Andheri (W), Mumbai - 400058.
Email: info@alphabet-investment.com Contact: +91 98201 08890
Website: www.alphabet-investment.com

Alphabet
Investment

Sr.	Alpha Strategy	1 Month	3Month	6 Month	1 Year	3 Year	5 Year	10 Year
1	Alpha Growth	0.84%	0.66%	3.85%	15.75%	22.20%	17.41%	16.51%
2	Alpha Balanced	0.81%	0.92%	4.01%	14.18%	19.44%	15.21%	13.85%
3	Alpha Asset Allocation	0.76%	0.59%	3.14%	8.22%	15.97%	13.36%	13.55%
4	Alpha Conservative	0.74%	0.83%	3.77%	6.35%	16.17%	9.25%	10.61%
5	Alpha Defensive	0.80%	1.55%	3.90%	6.35%	8.44%	7.93%	8.62%
6	Alpha Global (US$)	0.89%	2.85%	5.55%	15.74%	12.50%	12.98%	-

Our Wealth Management & Investment Services :

- Wealth Management
- Mutual Funds
- Portfolio Management Services
- Fixed Income Products
- Arbitrage Fund $8-9% returns
- Financial Planning & Advisory
- Demat of Physical Share Certificates
- Estate Planning / Wealth Transfer

Contact Details:

Company: Alphabet Investment

Pratik Dodhia (Founder & CEO) Mob (WhatsApp): +91 98201 08890

Email: pratik@alphabet-investment.com | Website: www.alphabet-investment.com